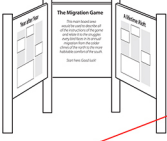
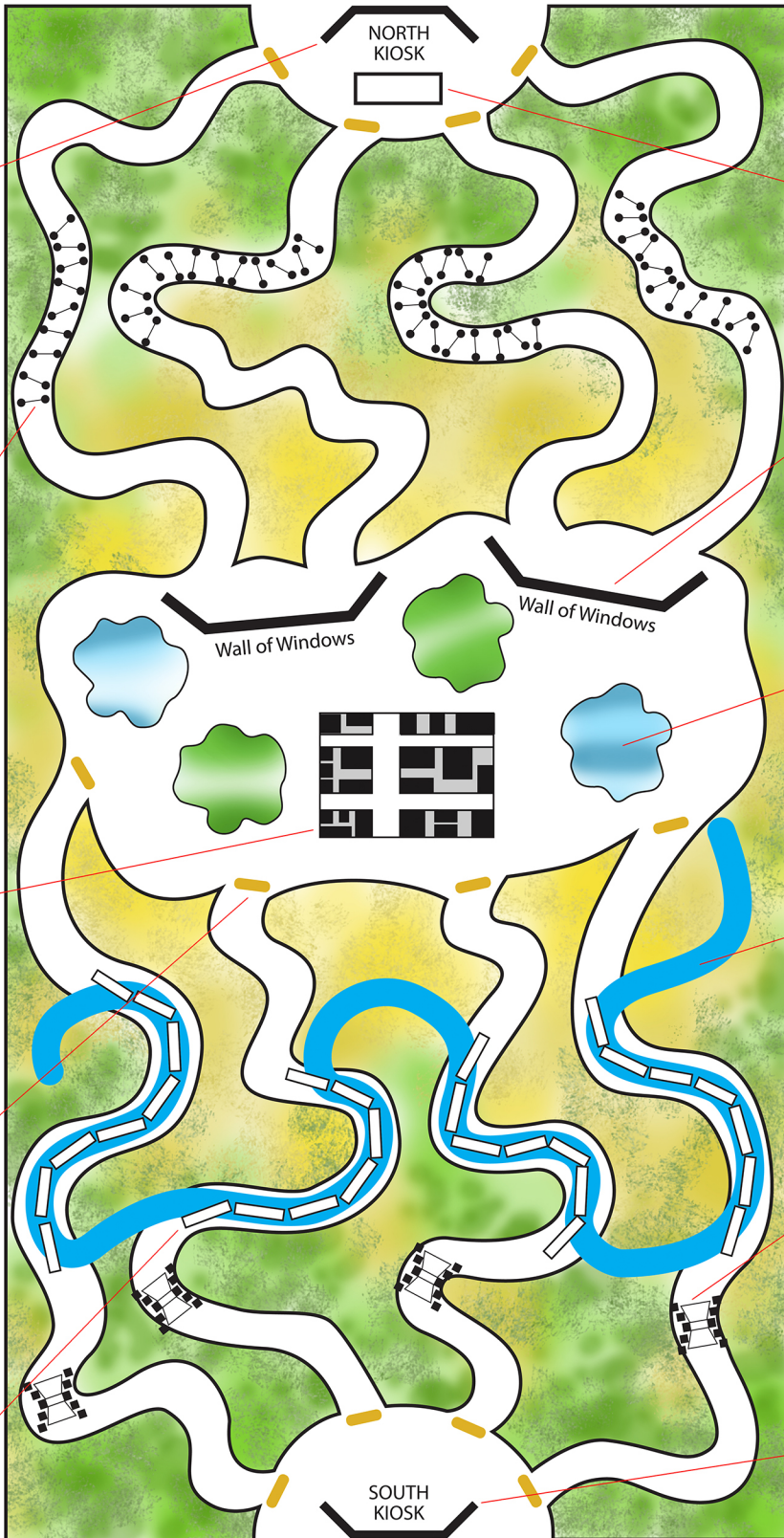


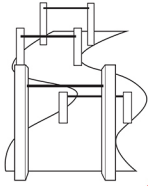
# The Migration Game

An Educational Area.

Follow the flyways of your favorite birds and experience their challenges along the way!



**KIOSK**  
Migration information with educational images and text.



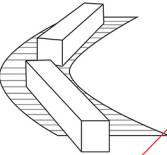
**PHONE POLE WIRES**  
High wires, low wires, birds must navigate through a maze of unnatural features as they migrate. Watch your step as you go high and low through our post and rope as you head on your way.



**CITY BUILDINGS**  
Narrow streets, tall buildings and window reflections make for lots of confusion and danger for our winged friends. Find your way around the city and choose the right flyway to continue so you don't get lost!




**FLYWAY SIGNS**  
Central? Pacific? Mississippi? Atlantic? Choose the migratory route that interests you and watch for the signs to stay on track.




**BALANCE BEAMS**  
Watch your footing! These balance beams are your best hope of avoiding oil slicks and other water hazards.



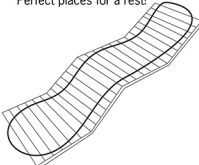
**FOOD STATION**  
You made it to your destination, but did you get here before all the food is gone? Be careful not to choose something unsafe to eat!



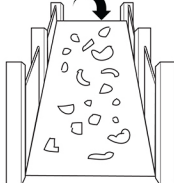
**WALL OF WINDOWS**  
You've made it part way to your destination. Now you must find your way through the wall to continue on your journey. Be sure to choose the right flyway.



**SAFE AREAS**  
Blue areas are safe ponds of water, while the green areas represent the pleasant, safe comfort of a grassy park. Perfect places for a rest!



**WINDING STREAM**  
Use caution here as the friendly water can easily hide the dangers of oil slicks and other hazards that might end your trip.



**MOUNTAINS**  
After endless days of travel you now reach the mountains. Climb over the rocky peaks carefully to continue on your way.



**KIOSK**  
Main information panel and starting point for the Migration experience. Center panel is overview and instructions, while side panels are educational images and text.